


■ Armadio monoblocco saldato CAE

CAE Welded Compact Enclosure

Struttura Structure



IP55

Struttura

chiusa lateralmente e superiormente in lamiera d'acciaio sp. 15/10 verniciata RAL 7035 epossipoliestere bucciato e fondo con ingresso cavi regolabile.

Retro

lamiera d'acciaio sp. 15/10 verniciato RAL 7035 bucciato.
Da 4 a 10 punti di fissaggio al telaio.

Porta

lamiera d'acciaio sp. 20/10 verniciata RAL 7035 bucciato. Telaio interno di rinforzo in tubolare zincato. 4 punti di chiusura, 4 cerniere e mostrina con inserto di chiusura tipo aletta doppio pettine Ø 3 mm.

Grado di protezione

TYPE 4 con porta singola anta cieca.

TYPE 12 con porta doppia anta cieca. (da L 1200).

Il grado di protezione IP/TYPE riportato nella tabella sottostante si riferisce all'armadio completo di porta e retro.

Structure

Assembled structure with a closed profile in 15/10 thick galvanized steel painted with RAL 7035, textured finish.

Rear

Made of 15/10 thick steel, painted with RAL 7011, textured finish. From 4 to 10 points of fastening to the structure.

Door

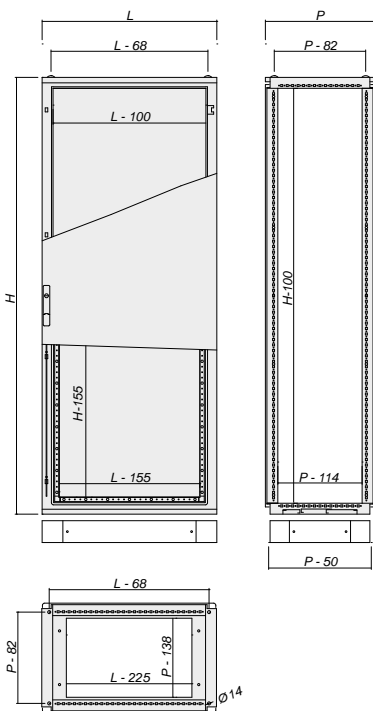
20/10 thick steel, painted textured RAL 7035, with rounded safety edges. Complete with an internal reinforcement frame made of galvanized tubular profile, 4 closing points, 4 hinges and an escutcheon with a Ø3 mm double-bit lock insert.

Protection degree

TYPE 4 with single blind door.

TYPE 12 with double blind door. (from L 1200)

The IP/TYPE degree of protection refers to the cabinet/battery of cabinets complete with doors and rear.



H 1000

DIMENSIONI, MM DIMENSIONS, MM			
LARGHEZZA, L WIDTH, L	PROFONDITÀ, P DEPTH, P	CODICE CODE	
600	300	R5CAE1063S	
	400	R5CAE1064S	
800	300	R5CAE1083S	
	400	R5CAE1084S	
1000	300	R5CAE10103S	
	400	R5CAE10104S	


H 1200

DIMENSIONI, MM DIMENSIONS, MM			
LARGHEZZA, L WIDTH, L	PROFONDITÀ, P DEPTH, P	CODICE CODE	
600	300	R5CAE1263S	
	400	R5CAE1264S	
800	300	R5CAE1283S	
	400	R5CAE1284S	
1000	300	R5CAE12103S	
	400	R5CAE12104S	

■ Armadio monoblocco saldato CAE

CAE Welded Compact Enclosure

Struttura Structure

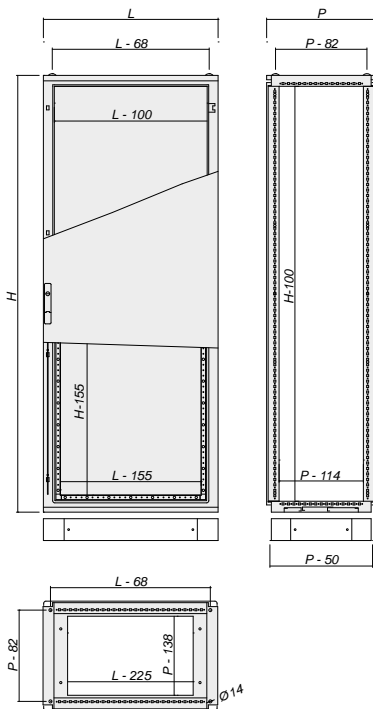


H 1400

LARGHEZZA, L WIDTH, L	DIMENSIONI, MM DIMENSIONS, MM		CODICE CODE
		PROFONDITÀ, P DEPTH, P	
600		300	R5CAE1463S
		400	R5CAE1464S
800		300	R5CAE1483S
		400	R5CAE1484S
1000		300	R5CAE14103S
		400	R5CAE14104S

H 1600

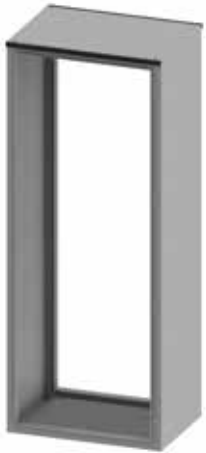
LARGHEZZA, L WIDTH, L	DIMENSIONI, MM DIMENSIONS, MM		CODICE CODE
		PROFONDITÀ, P DEPTH, P	
600		300	R5CAE1663S
		400	R5CAE1664S
800		300	R5CAE1683S
		400	R5CAE1684S
1000		300	R5CAE16103S
		400	R5CAE16104S



■ Armadio monoblocco saldato CAE

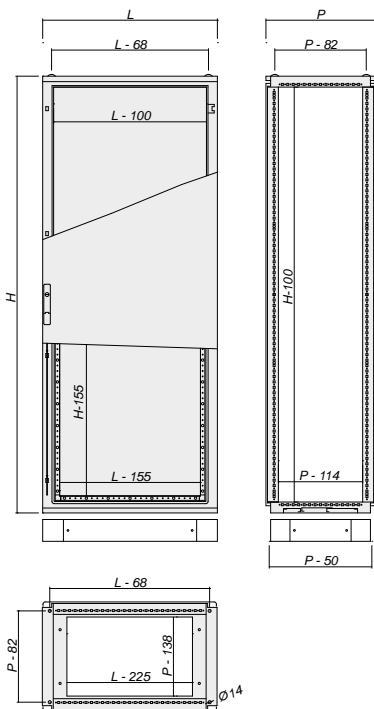
CAE Welded Compact Enclosure

Struttura Structure



H 1800

LARGHEZZA, L WIDTH, L	DIMENSIONI, MM DIMENSIONS, MM		CODICE CODE
		PROFONDITÀ, P DEPTH, P	
600		300	R5CAE1863S
		400	R5CAE1864S
		500	R5CAE1865S
		600	R5CAE1866S
800		300	R5CAE1883S
		400	R5CAE1884S
		500	R5CAE1885S
		600	R5CAE1886S
1000		400	R5CAE18104S
		500	R5CAE18105S
		600	R5CAE18106S
1200		400	R5CAE18124S
		500	R5CAE18125S
		600	R5CAE18126S



H 2000

LARGHEZZA, L WIDTH, L	DIMENSIONI, MM DIMENSIONS, MM		CODICE CODE
		PROFONDITÀ, P DEPTH, P	
600		300	R5CAE2063S
		400	R5CAE2064S
		500	R5CAE2065S
		600	R5CAE2066S
800		300	R5CAE2083S
		400	R5CAE2084S
		500	R5CAE2085S
1000		600	R5CAE2086S
		400	R5CAE20104S
		500	R5CAE20105S
1200		600	R5CAE20106S
		400	R5CAE20124S
		500	R5CAE20125S
	600	R5CAE20126S	